



SC DEPARTMENT *of*
**ENVIRONMENTAL
SERVICES**

Add Site Nicknames - External Users

8/27/2025



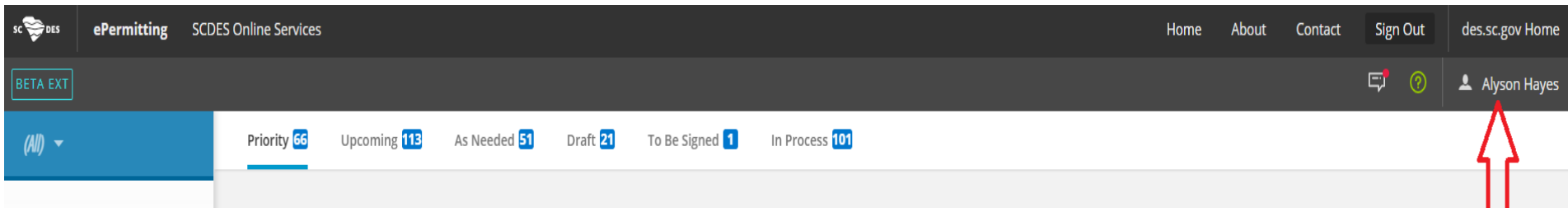


Agenda

- Giving Site a Nickname
-

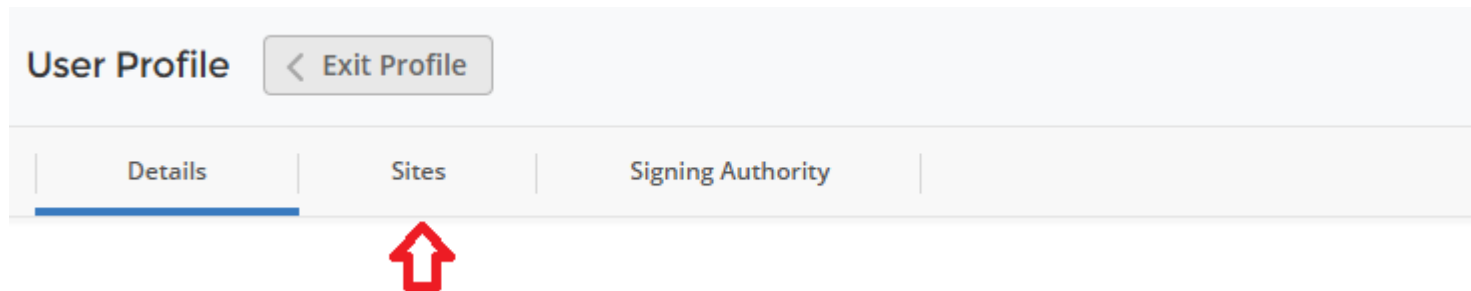
Site Profile

Once you log into ePermitting, click on your name in the upper right Corner to enter your profile.



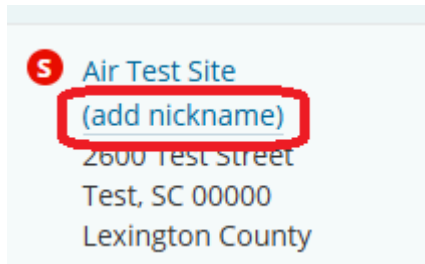
Site Profile

Once in your profile, click on the sites tab.



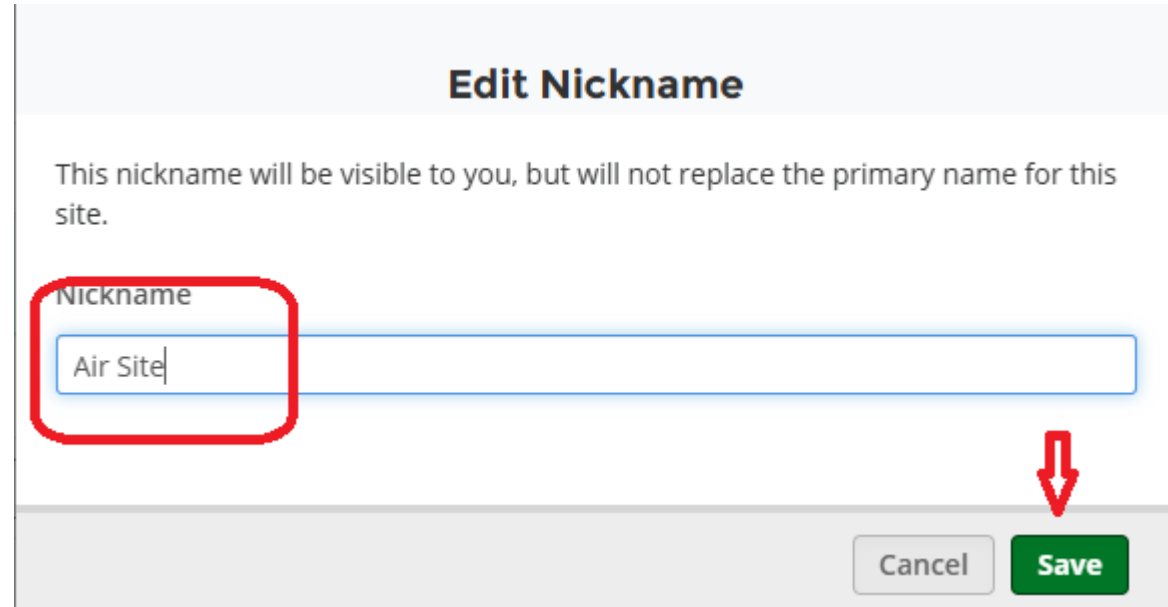
Add Nickname

For the appropriate site, click “add nickname”.



A screenshot of a site listing interface. At the top left is a red circle with a white 'S'. To its right is the text 'Air Test Site'. Below this is a blue button with the text '(add nickname)'. Further down is the address '2600 Test Street', 'Test, SC 00000', and 'Lexington County'.

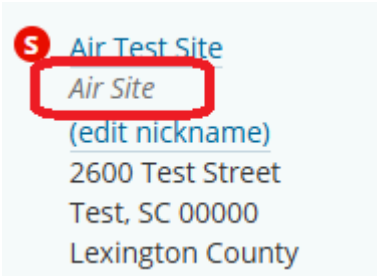
Enter the nickname, then click save.



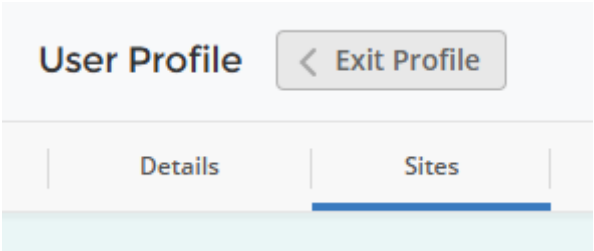
A screenshot of the 'Edit Nickname' form. The title 'Edit Nickname' is at the top. Below it is a message: 'This nickname will be visible to you, but will not replace the primary name for this site.' Underneath is a label 'Nickname' and a text input field containing 'Air Site'. At the bottom right are two buttons: 'Cancel' and 'Save'. A red arrow points down to the 'Save' button.

Nickname

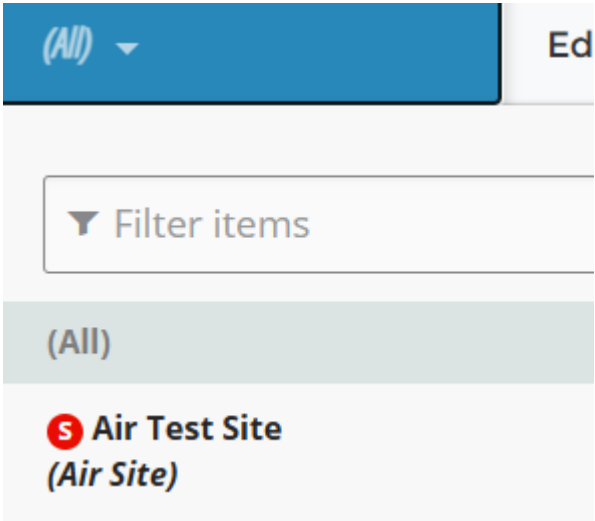
You now see the nickname under the Site Name.



To exit, click Exit Profile.



You will see the nickname in your site list as well.

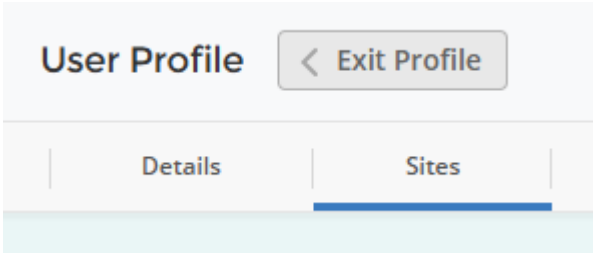


Edit Nickname

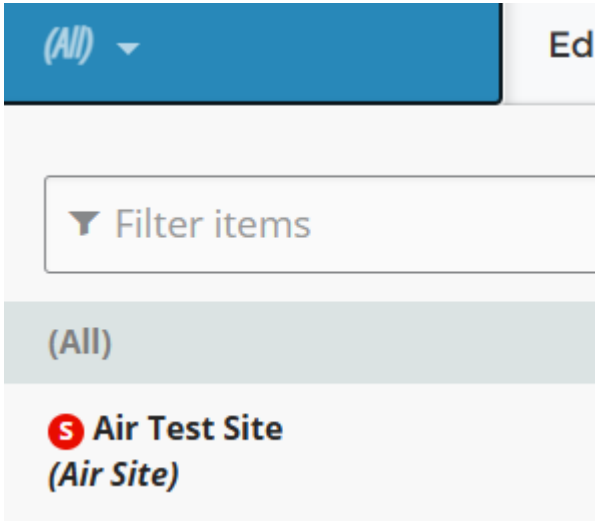
If a site nickname has been added, an (edit nickname) link appears under it on the Sites tab. Click the link to edit the nickname, then click the Save button.



To exit, click Exit Profile.



You will see the nickname in your site list as well.





SC DEPARTMENT *of*
**ENVIRONMENTAL
SERVICES**

Get in touch

des.sc.gov

@SouthCarolinaDES

