

Operator Training

How to Train Class C Operators

D H E C



PROMOTE



PROTECT



PROSPER

South Carolina Department of Health
and Environmental Control

Class C Operator

Described as daily, on-site employees who are the front-line responders to emergencies involving underground storage tank systems. This is usually the gas station attendant on-site at any given time. A facility is required to have a Class C Operator on-site at all times.



Training Class C Operators

- Spills and releases can occur even when the Class B Operator is not present
- Training must occur immediately, before Class C operators take daily onsite responsibility of the facility

Class C Training

- Tank owners are responsible for making sure Class C Operators are trained by a certified Class A/B operator
- Tank owners must document training of Class C Operators and maintain a copy of the documentation on file at the facility
- The Department shall verify this documentation during compliance inspections

What does a Class C Operator Need to Know in an Emergency?

- What is a spill or release?
- Where is the shutoff switch or breaker for the dispensers/pumps?
- Who to call?
- Where is the absorbent material? Sandbags? Spill kit?
- How to keep traffic out of the danger area?
- What to do about an alarm?

What Does a Class C Operator Need To Do in an Emergency?

- If there is a fire, call 911 first
- Stop the release of product from the UST system
- Contain the release so it doesn't go down a storm drain, in the grass or off the property
- Call 911
- Call DHEC Emergency Response, 1-888-481-0125
- Call the corporate office or boss
- Control traffic and people to minimize danger

This information should be posted at the facility so all Class C operators can see it.

Examples of an Emergency



- Fire on any part of the facility or adjacent property
- Fuel delivery overflowing
- Fuel pouring out of car
- Fuel coming out of ground

Examples of Shut off a switch or breaker for dispensers/pumps



Who to call

First Call 911



Call DHEC Emergency Response 1-888-481-0125

Call the Boss or Office



Where is the absorbent material and what to do with it?



If the tank shown here was overfilled during delivery, put down kitty litter or other material to keep the fuel from going down the storm drain in the back of the picture.

Why does that box on the wall keep beeping?



Class C operators should be shown where all alarm consoles are located and what to do if an alarm sounds. They must be taught to contact their supervisor and not to just silence the alarm and walk away.

Unmanned Facilities



Even though unmanned facilities do not have staff onsite, they must still have a trained C operator designated and available by phone at all times. At the fueling station or emergency generator site, there should be instructions on what to do in case of an emergency and a 24-hour phone number to contact the C operator.

EMERGENCY RESPONSE PROGRAM


IN THE EVENT OF A SPILL, REACTION AND RESPONSE TIME ARE CRITICAL TO THE SAFETY OF OUR EMPLOYEES AND CUSTOMERS.
THE FOLLOWING RESPONSE SHOULD BE UTILIZED:



1

CONSOLE

EMERGENCY SHUT-OFFS
STOP THE FLOW OF FUEL



2

CIRCUIT BREAKERS

SWITCH OFF ALL FUEL PRODUCTS

FIRE DEPARTMENT

CALL & REQUEST ASSISTANCE

FIRE DEPARTMENT PHONE NUMBER




SPILL CONTAINER KIT

OBTAIN THE SPILL CONTAINER KIT



GLOVES & BOOTS


PUT ON GLOVES AND BOOTS



6


ATTENDANT SIGNALLING

SECURE SITE, INSURE CUSTOMERS & VEHICLES REMAIN A SAFE DISTANCE FROM THE SPILL AREA.



BOOMS

UTILIZE BOOMS TO PROTECT SEWERS AND DRAINS.
STAY OUT OF THE SPILL



8

BOOMS



9

ABSORBENT PADS

APPLY ABSORBENT PADS OVER AREA OF SPILL



10

DISPOSAL BAG

TAKE USED ABSORBENT PADS AND BOOMS AND PLACE IN DISPOSAL BAG.

1. ALL USED ABSORBENT MATERIAL SHOULD BE PLACED IN THE SPILL CONTAINER (INCLUDES GLOVES AND BOOTS).
1. SECURE TOP AND PLACE CONTAINER OUTSIDE FOR PICK UP.
3. CALL MARKETING REPRESENTATIVE FOR DISPOSAL OF BAG/CONTAINER.
4. MARKETING REPRESENTATIVE SHOULD COORDINATE WITH THE ENVIRONMENTAL DEPARTMENT FOR DISPOSAL/PICK UP.

A useful sheet to keep posted at the facility